


Daft Springer Music Contracts

1. Creating your first project

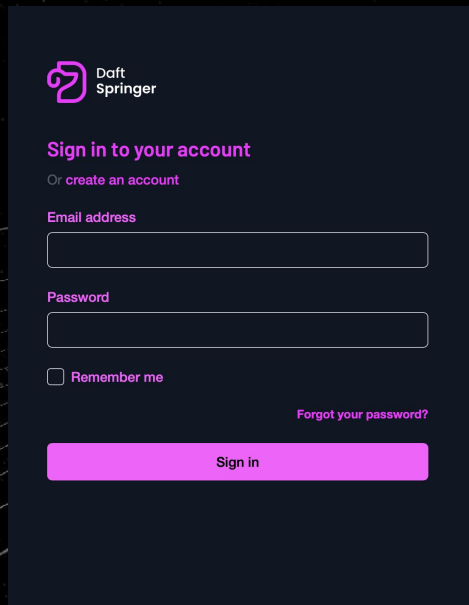
Getting started with Daft Springer Music Contracts

Let's create your first project, which is your container for deals and agreements relating to a specific piece of work or activity.

Whether this is a label/management agreement, creating your first EP/album or putting together plans for your next live tour

When you first login or create your account you'll see the  button on the dashboard, which will take you through to the first step to create your first project.

See the following slides to understand the details of what you need to enter to get your project going.



The screenshot shows a dark-themed login interface for Daft Springer. At the top left is the logo, a stylized 'S' inside a circle, followed by the text 'Daft Springer'. Below the logo, there are two options: 'Sign in to your account' in a light blue font, and 'Or create an account' in a smaller, lighter blue font. There are two input fields: 'Email address' and 'Password', both with light blue borders. Below the password field is a checkbox labeled 'Remember me'. To the right of the password field is a link 'Forgot your password?' in a light blue font. At the bottom is a large, solid blue button labeled 'Sign in'.

Project name

Give your project a name so it's easy to find later from your account dashboard. You might like to come up with a naming structure i.e. **ARTIST - PROJECT NAME** so when you see all your projects on the dashboard it will be easier to pick out the one you're looking for.

What shall we call this project?

A project is the container for all deals related to it e.g. Album 1, EP01, Summer live tour

Type of project

Currently we have 3 project types, these are used to provide more relevant questions and information as you progress through the rest of setting up your deals so take a moment to think what is most suitable.

Choose your project type

Add additional known information about the project

Artist services

Create a label or management services contract

Content creation

Create a contract around the creation and exploitation of recorded music

Performance & live

Create a contract specifically around live touring and the gig economy

Artist services

If you want to setup an initial label or management services agreement you should start here.

Content creation

If you're working on your next EP or album and either just the recording/mastering of it or right the way through to releasing and marketing then this is for you.

Performing & live

Already recorded the killer EP or album and looking to get your masterpiece performed in public (COVID permitting) then select this option.

Project scope

Once you have chosen your project type, you should now explain what the project is, which will form part of the contract moving forward. For example, if you're looking to add professionals to an album, then you might think of adding text like “..the recording and production of the <name> album”.

Project scope

This should explain what the goal of the project is and will form part of the contract

∨ Show advanced settings ∨

Registering the revenue sharer(s)

Daft Springer agreements are all based around revenue sharing helping reduce upfront costs for music projects and attracting talent to work with you by incentivising them.

The fundamental to this is registering who is sharing the revenues.

On this Registration screen you can add the band details, identify if they're a limited company, and add band members - please be sure to add individual email addresses for each band member sharing revenues.

Registration details

Enter the details of the artist/band sharing revenues

Artist/band name

Is artist/band a limited company?

 Yes

This is the [UK](#) companies house registration number

Lead person

First name

Last name

Email

Add Artist/band members

Please give the individuals legal names NOT what they are professionally known as. These form part of the legal agreements to be entered into

Add band member

Entering revenue details

Once we have registered the band/artist we now need to understand what revenues they own, and from there the platform can ensure all deals are correct.

In this example, the band/artist “Web” has been set up and it would appear they have no existing contracts in place so can share 100% in revenues from ‘recording’ (the recording), ‘publishing’ (the song), ‘live’ (fees, PPL etc) and ‘ancillary’ which could include neighbouring rights etc.

If the band “Web” were already signed to a publisher and were in receipt of only 80% incomes across their songwriting catalogue then they could only share a maximum of 80% in this field.


Setup project ownership

What revenue does web own?

Enter percentages of revenue owned, you're not committing to share anything at this stage. ?

Recording

Revenues from mechanical royalties, e.g. streams and sales.



Publishing

Revenues from a composition (lyrics and/or music) you're registered on, e.g. payments from PRS.



Live

Revenues from live performance income, e.g. payments from PPL.



Ancillary

Revenues derived from other income streams not covered above, e.g. neighbouring rights incomes.



Cancel

Save revenue sharing

Your dashboard

Once the revenue sharing details have been entered you will land on your dashboard for the project, in this instance we can see the band “Web” are revenue owners and can share 100% across all revenue streams.

The project (could be a single / album / EP / tour etc) is called “Brand New Album” and all deals will relate to this body of work.

From here, now that the platform knows who is sharing revenue, you can now make a deal!

Brand New Album

[Edit project](#)

18 May 2022
START DATE

CONTENT CREATION · Territory: Worldwide · Number of tracks: N/A

Let's create some RevShare deals

You're now ready to create some deals to build the team around your project.

[Create a deal](#)

Revenue ownership

	TOTAL AVAILABLE	ALLOCATED	LEFT TO SHARE
RECORDING	100%	-	100%
PUBLISHING	100%	-	100%
LIVE	100%	-	100%
ANCILLARY	100%	-	100%

Funding

Got any external funding?

Create deals for any money received in exchange for a revenue share.

[Add funding](#)

RevShare deals

These are all the RevShare deals related to your project.

[+ Create a deal](#)

W Web
Revenue owner



READY TO SHARE

Making the deal

Now you must identify who you want to share revenues with. It could be an 'individual' (producer, engineer, videographer etc), 'business' (studio, charity, live crew etc), or 'artist/band' (backing singers, additional players etc).

We have selected 'Individual' and now we are prompted to add name and email address.

Who is this RevShare deal for

Select individual or business and enter their details. Search for existing contacts by typing their name

Individual Business Artist/band

First name

Last name

Email

All users must be over 18.

By proceeding you agree that any person you add to the project is over the age of 18 and therefore don't need additional signatures from a parent or guardian.

Note: We are working to support people under 18 in a future release.

[Cancel](#) [Continue](#)

Revshare services

Now you can specify the services you would like to hire the participant in the revshare deal.

The 'Services to be provided' dropdown will show a number of options, from creative to marketing and management.

Once you have selected the correct role, you get the chance of adding bespoke details to the 'Scope of work' field, which will form part of the contract - and we advise you ensure this is detailed.

You can enter the fee agreed and a target completion date for the work.

Setup RevShare deal

What services will test person be providing?

Services to be provided

Select one...

The scope of work

This section forms part of the deal, please add any specific terms that needs to be included. For some services, we provide some placeholder text that you may want to edit or remove.

Appears in contracts

Fee agreed

Must be a minimum of £1

£ 0



Target completion date

When services should be completed by

dd-mm-yyyy

Revshare options

Daft Springer Music Contracts offer you the opportunity to share across multiple revenue sources as well as revenue types.

1. **Any future revenue** - this would agree to share a % of ALL future revenue in any of the four revshare fields (Recording, Publishing, Live, Ancillary) the amount and time to be determined by you.
2. **Only project revenue** - this would agree to share a % of revenues from this project only in any of the four revshare fields, the amount and time to be determined by you.
3. **Mix of both** - this option agree to share revenues from this project PLUS any future revenue across the four revshare fields, the amount and time to be determined by you.

How do you want to share revenue with test person?

Select the sharing method below and enter revenue sources to be shared from each revenue owner

Any future revenue

Share any earned revenue from this or any existing or future projects.

Only project revenue

Only share earned revenue that directly relates to work delivered from this project.

Mix of both

Share revenue from this and any existing or future projects.

Recording

Publishing

Live

Ancillary

Cancel

Save services

Revshare options cont'd.

Following from the last slide, we can see that the artist "Web" have agreed to share across 'Any future revenue' and from the current 'Brand New Album' project.

Under 'Any future revenue' the artist have agreed to share 5% until a set date or until a maximum revenue has been reached.

The band are also sharing 5% of revenue from the 'Brand New Album' project for a set date, with no maximum payout set.

Any future revenue	Only project revenue	Mix of both
Share any earned revenue from this or any existing or future projects.	Only share earned revenue that directly relates to work delivered from this project.	Share revenue from this and any existing or future projects.

Any future revenue

Enter details of revenue to share from which comes from any projects

Recording

Revenue owner	% to share	Share until	Max payout ?
<input checked="" type="checkbox"/> Web Artist - Revenue Sharer	5 %	22 May 2025	£ 100000

Publishing

Live

Ancillary

Brand New Album revenue sharing

Enter details of revenue to share from only the Brand New Album project*

Recording

Revenue owner	% to share	Left ?	Share until	Max payout ? OPTIONAL
<input checked="" type="checkbox"/> Web Artist - Revenue Sharer	5 %	95%	29 May 2025	£

Publishing

Live

Nailed it! 🎉

Once you've got all your revenue sharing added you're ready to review and send that deal, add more deals and/or check the project dashboard.

Congratulations 🎉

Your RevShare deal has been created, what's next?



Ready to send your deal?

Preview or send contracts for any deals by visiting user profiles.

[View user profile](#)



Add a new deal

If there are other types of deals you want to add to your project, click below to get the deals sorted.

[Create a new deal](#)



Project dashboard

View a summary of your project.

[Go to project dashboard](#)